Performance Indicators for CBE 470

a(1) - apply math

| | 2005 S | 2005 F | 2007 F | 2009 F | 2011 F | 2012 S |
|---|---|---|---|---|---|---|
| 1 | 0 | 0 | 0 | 2 | 2 | 0 |
| 2 | 4 | 5 | 2 | 4 | 2 | 4 |
| 3 | 11 | 10 | 8 | 3 | 10 | 12 |
| 4 | 17 | 10 | 2 | 5 | 9 | 25 |
| 5 | 6 | 7 | 3 | 5 | 8 | 19 |
| 3.6 | 3.7 | 3.6 | 3.4 | 3.4 | 3.6 | 4.0 |

(a)3 - apply engineering

| | 2005 S | 2005 F | 2007 F | 2009 F | 2011 F | 2012 S |
|---|---|---|---|---|---|---|
| 1 | 0 | 0 | 0 | 2 | 1 | 0 |
| 2 | 4 | 5 | 3 | 0 | 5 | 4 |
| 3 | 11 | 10 | 6 | 6 | 9 | 12 |
| 4 | 17 | 10 | 2 | 5 | 10 | 25 |
| 5 | 6 | 7 | 4 | 6 | 7 | 19 |
| 3.7 | 3.7 | 3.6 | 3.5 | 3.7 | 3.5 | 4.0 |

b(2) - analyze/interpret data

| | 2005 S | 2005 F | 2007 F | 2009 F | 2011 F | 2012 S |
|---|---|---|---|---|---|---|
| 1 | 0 | 0 | 0 | 0 | 0 | 0 |
| 2 | 5 | 2 | 0 | 5 | 5 | 4 |
| 3 | 16 | 12 | 8 | 1 | 2 | 9 |
| 4 | 17 | 11 | 3 | 4 | 17 | 32 |
| 5 | 0 | 7 | 4 | 9 | 8 | 15 |
| 3.8 | 3.3 | 3.7 | 3.7 | 3.9 | 3.9 | 4.0 |

(c) design system or process

| | 2005 S | 2005 F | 2007 F | 2009 F | 2011 F | 2012 S |
|---|---|---|---|---|---|---|
| 1 | 0 | 0 | 0 | 1 | 0 | 1 |
| 2 | 3 | 3 | 0 | 0 | 7 | 1 |
| 3 | 20 | 12 | 9 | 3 | 10 | 11 |
| 4 | 12 | 15 | 2 | 9 | 8 | 32 |
| 5 | 3 | 2 | 4 | 6 | 7 | 15 |
| 3.7 | 3.4 | 3.5 | 3.7 | 4.0 | 3.5 | 4.0 |

(k)1 - techniques and skills

| | 2005 S | 2005 F | 2007 F | 2009 F | 2011 F | 2012 S |
|---|---|---|---|---|---|---|
| 1 | 0 | 0 | 0 | 0 | 1 | 2 |
| 2 | 3 | 1 | 2 | 2 | 4 | 0 |
| 3 | 19 | 13 | 7 | 5 | 9 | 7 |
| 4 | 15 | 16 | 2 | 6 | 10 | 35 |
| 5 | 1 | 2 | 4 | 6 | 8 | 16 |
| 3.7 | 3.4 | 3.6 | 3.5 | 3.8 | 3.6 | 4.1 |

(k)2 - modern engineering tools
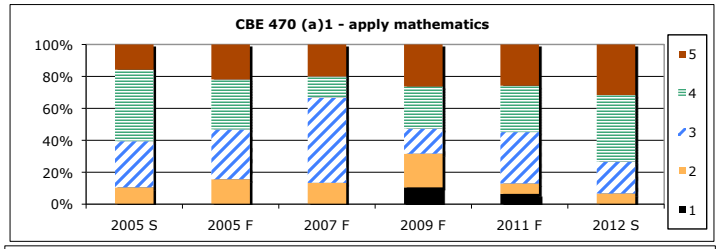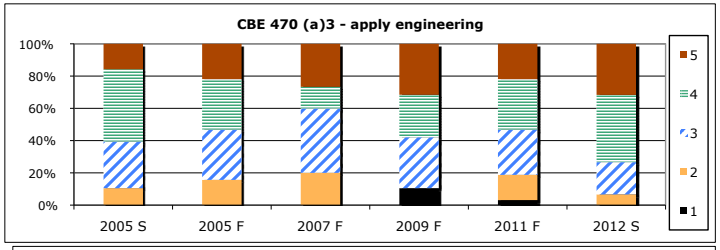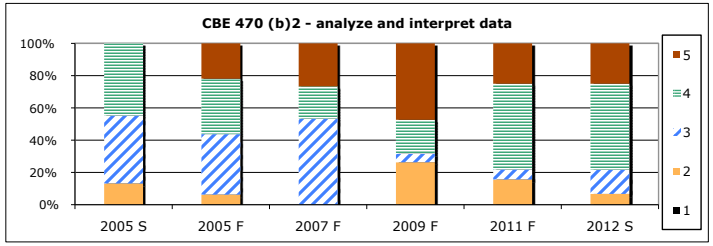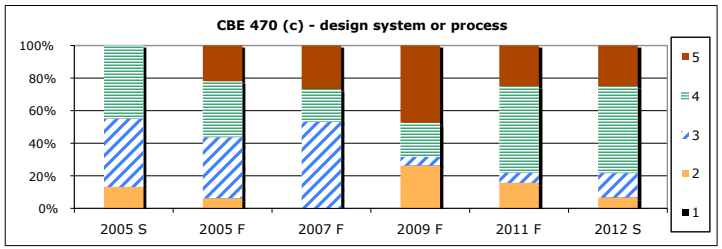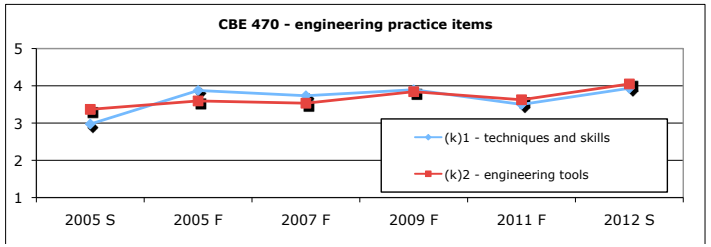
| | 2005 S | 2005 F | 2007 F | 2009 F | 2011 F | 2012 S |
|---|---|---|---|---|---|---|
| 1 | 0 | 0 | 0 | 0 | 1 | 0 |
| 2 | 4 | 1 | 2 | 4 | 5 | 3 |
| 3 | 31 | 8 | 4 | 2 | 13 | 9 |
| 4 | 3 | 17 | 5 | 5 | 3 | 37 |
| 5 | 0 | 6 | 4 | 8 | 10 | 11 |
| 3.7 | 3.0 | 3.9 | 3.7 | 3.9 | 3.5 | 3.9 |